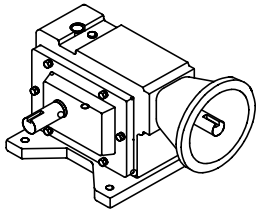


# MOUNTING POSITIONS

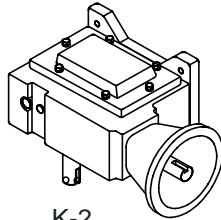


## Combination TIGEAR (Shown with optional Bolt-on Foot)

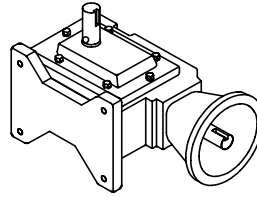
### Foot On Bottom



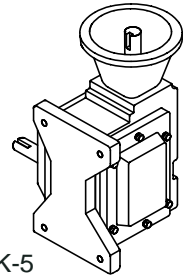
K-1



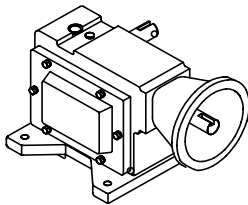
K-2



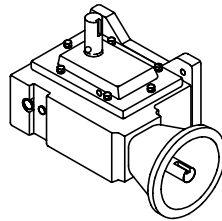
K-4



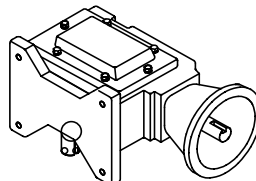
K-5



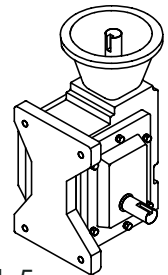
L-1



L-2

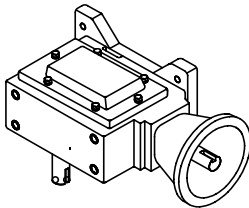


L-4

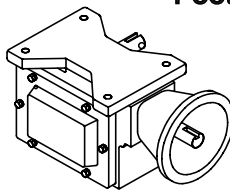


L-5

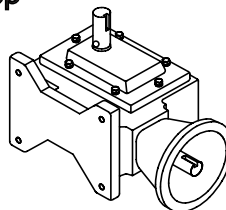
### Foot On Top



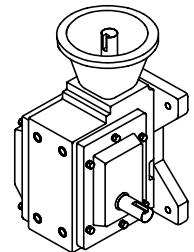
A-1



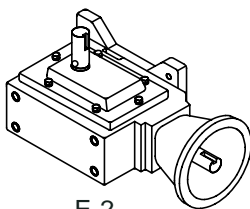
A-3



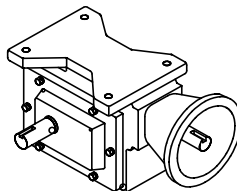
A-4



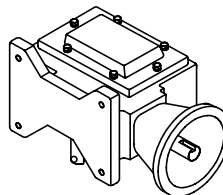
A-5



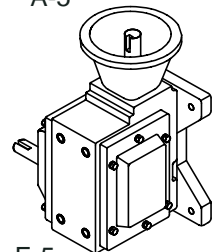
E-2



E-3



E-4



E-5

# MOUNTING POSITIONS



Combination TIGEAR

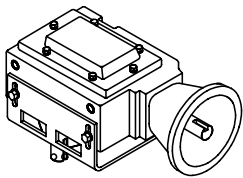
Engineering

System-1

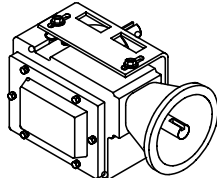
Index

## Combination TIGEAR (Shown with optional Bolt-on Foot)

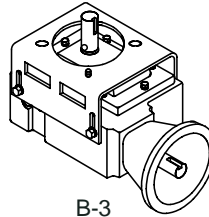
### Solid Output Shaft



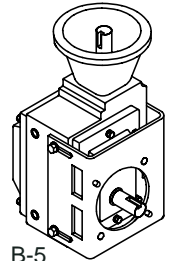
B-1



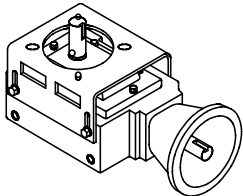
B-2



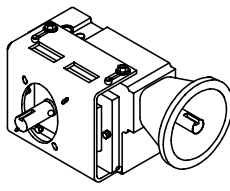
B-3



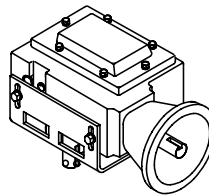
B-5



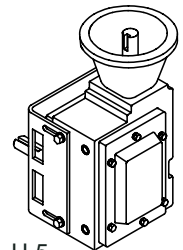
H-3



H-4

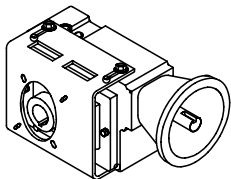


H-1

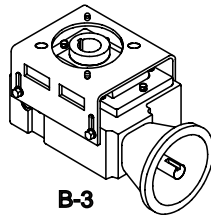


H-5

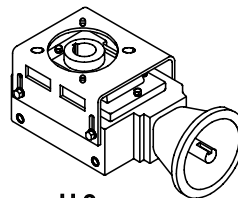
### Hollow Output Shaft



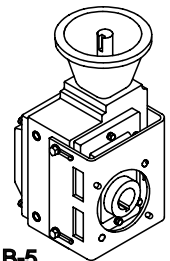
H-4



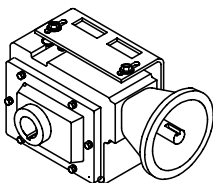
B-3



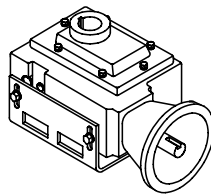
H-3



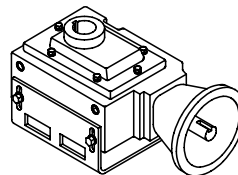
B-5



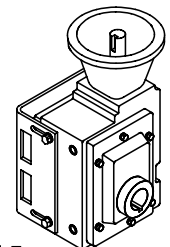
B-2



H-1



B-1



H-5

FEATURES/BENEFITS  
PAGE G5-2

NOMENCLATURE  
PAGE G5-5

DIMENSIONS  
PAGE G5-24

MODIFICATION/ACCESSORIES  
PAGE G5-34