

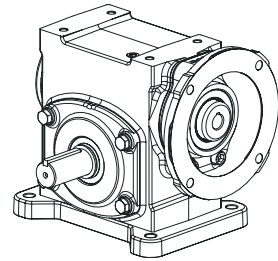


# MOUNTING POSITIONS

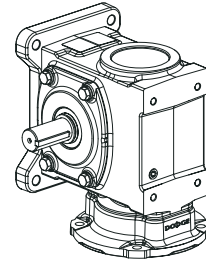
## TIGEAR-2 Mounting Positions

TIGEAR-2 reducers are supplied with a high performance lubricant factory filled to a level suitable for all approved mounting positions. Positions shown as not recommended do NOT void the product warrant. They are however, positions that can cause problems in certain applications. Mounting position nomenclature is NOT required when ordering. Mounting positions apply to all input and output configurations.

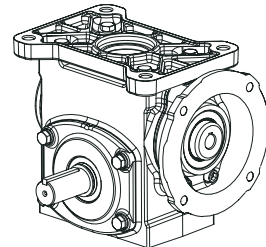
Floor Mounted,  
Motor Adapter Or Input Shaft Above The Output Shaft



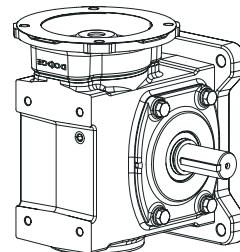
Wall Mounted,  
Motor Adapter Or Input Shaft Facing Down  
**NOT RECOMMENDED**



Ceiling Mounted,  
Motor, Motor Adapter Or Input Shaft Above The Output Shaft



Wall Mounted,  
Motor Adapter Or Input Shaft Facing Up

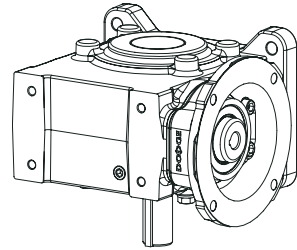


# MOUNTING POSITIONS

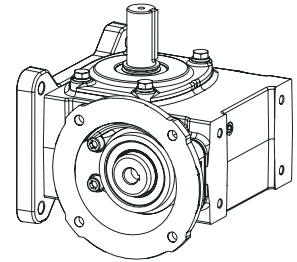


## TIGEAR-2 Mounting Positions

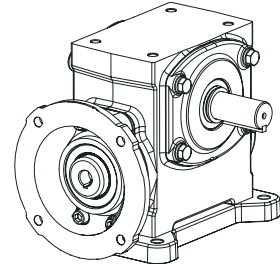
Wall Mounted,  
Output Shaft Down



Wall Mounted,  
Output Shaft Up



Floor Or Ceiling Mounted  
Motor Adapter Or Input Shaft Below Output Shaft  
**NOT RECOMMENDED**



FEATURES/BENEFITS PAGE G4-2	SPECIFICATION PAGE G4-8	NOMENCLATURE PAGE G4-9	MODIFICATION ACCESSORIES PAGE G4-90
--------------------------------	----------------------------	---------------------------	----------------------------------------